

ON DEMAND PROFITS

Your Personal ATM Machine

By

Alok Jain

www.ondemandprofits.com

The material contained in this report is protected by International Copyright laws. You are not authorized to reproduce or resell the content in any manner. If you wish to buy

Master Resell Rights to this report, please visit

<http://www.ondemandprofits.com/oto.html>

Contents

1. Introduction Page 3
Ok, I paid. Now What?
2. The Technique Page 4
What is the On Demand Profits technique?
3. What To Promote Page 5
Where do I find the good stuff?
4. Join Forums Page 9
Who is going to buy from me?
5. Create Smart Signatures Page 13
How do I stand apart?
6. Participate in Forums Page 17
Ok, I am in. What do I say?
7. Analyze, Rinse, Repeat Page 20
Can I get rid of the unproductive work?
8. Conclusion Page 22
Let's put things into perspective
9. Make Money With This Report Page 23
This report is amazing. Can I make money promoting it?

Introduction

Welcome aboard! On Demand Profits is a report which will teach you a very simple, quick and effective way to make money on the Internet. Once you learn this trick, you will be able to make money on demand.

The “On Demand Profits” technique isn’t anything new or ground breaking. People have used this method time and again but most failed miserably. They failed because they didn’t get all the variables right. They failed because they didn’t understand the beauty of this technique. I was one of these people. More on that in a bit.

But you will succeed! If you understand the mechanics and follow the steps mentioned in this report down to the last letter, you simply cannot fail.

You see, I have tried this technique on a couple of occasions before but never really succeeded with it. Not until now. I learnt from my mistakes and from observing a few of my top performing affiliates for one of my other products. I realized that these affiliates used this same technique to make hundreds of dollars in affiliate commissions every day. And they didn’t spend a penny on advertising or anything else.

So, just last month, I went on an undercover mission – to follow these affiliates across the net and observe their activities on a daily basis. I observed and I learnt. Then after 7 days, I got a grasp of this amazing technique which I now call On Demand Profits (ODP).

I put the technique into practice right away. No money spent, no website required, nothing to lose. And there was no looking back. The ODP technique is a winner all the way. Follow the steps in this report and you will make profits on demand.

The Technique

On Demand Profits is a technique to make affiliate commissions by selling inexpensive reports through smart usage of forums. This concept does not require you to own a website, or have any specific skill sets. Whatever you need to know is contained in this report.

Like I said earlier, people have tried this concept again and again with little success. They failed because:

- 1) They didn't know what to promote
- 2) They didn't know how to use the forums smartly

This report will show you exactly which programs to promote, where to find them and how to use forums intelligently to earn huge affiliate commissions on demand.

These are the steps involved in the "On Demand Profits" technique:

- 1) Find good, inexpensive products with an affiliate program
- 2) Join forums on topics related to the product
- 3) Create smart forum signatures
- 4) Participate in forum discussions
- 5) Earn commissions
- 6) Analyze, Rinse & Repeat

If the technique sounds too simple and stupid, that's because it is. If you read the report and just shrug it off, you will be one of those losers. Read everything properly and implement it right away. And I assure you - by tomorrow, you would have already made some money using it. So let's get on with it.

What to promote?

Theoretically, this technique should work with any inexpensive product or service. But I like to stick to downloadable Internet Marketing related ebooks/reports etc which offer good commissions. I suggest you do the same. It's a huge industry with tons of products to choose from. There's place for everyone.

So where do you find these ebooks? My favorite joint is 7 Dollar Offers. Here's the link:

<http://www.7dollaroffers.com>



This website is a directory of products created using Jon Leger's 7 Dollar Scripts. These are some benefits of promoting products listed at 7 Dollar Offers:

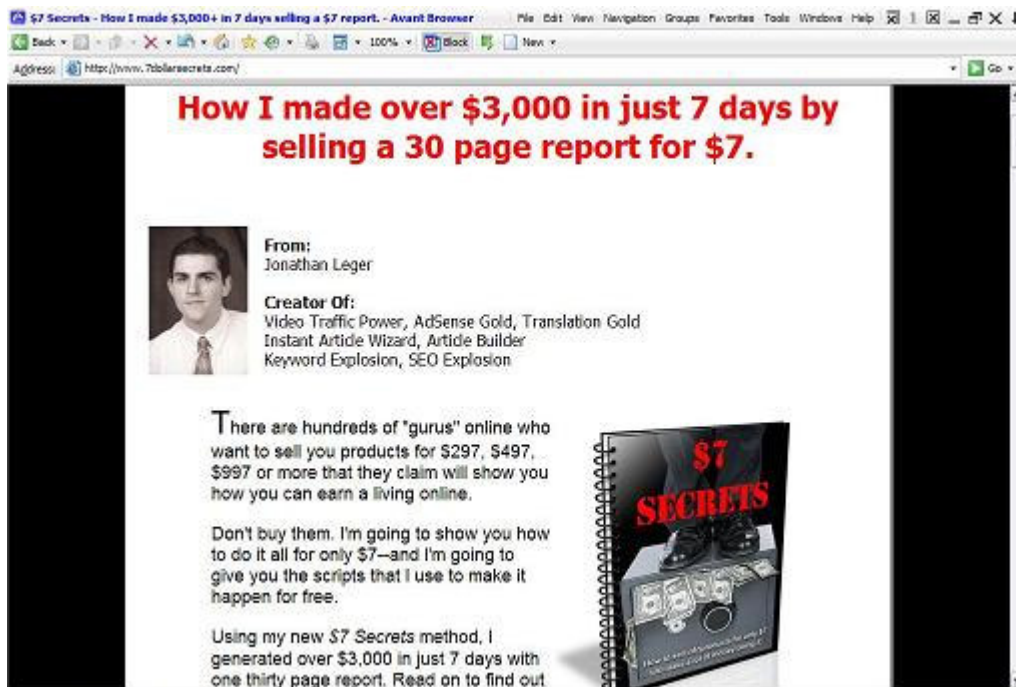
- 1) They are inexpensive – most are priced at \$7.
- 2) They pay 100% commissions. Yes, you earn \$7 per sale

- 3) Most have 50/50 split on backend sales of \$27 or \$47 or more
- 4) Commissions are paid immediately to your Paypal account. No waiting weeks for checks.
- 5) The conversions are great. The good products convert at 15-20%

In short, these products are the most suited for the ODP technique.

For those not aware of it, Jon has recently created a ground breaking report called “7 Dollar Secrets” which shows you how to use his scripts to make viral income online. If you don’t have a copy, you are losing out big time. Get one now. Yes, it’s priced at \$7 and the scripts are included. Here’s the link:

<http://www.7dollarsecrets.com>



The screenshot shows a web browser window with the address bar displaying <http://www.7dollarsecrets.com/>. The main content of the page is a promotional message in red and black text:

How I made over \$3,000 in just 7 days by selling a 30 page report for \$7.


From: Jonathan Leger

Creator Of: Video Traffic Power, AdSense Gold, Translation Gold, Instant Article Wizard, Article Builder, Keyword Explosion, SEO Explosion

There are hundreds of "gurus" online who want to sell you products for \$297, \$497, \$997 or more that they claim will show you how you can earn a living online.

Don't buy them. I'm going to show you how to do it all for only \$7—and I'm going to give you the scripts that I use to make it happen for free.

Using my new \$7 Secrets method, I generated over \$3,000 in just 7 days with one thirty page report. Read on to find out



Inside 7 Dollar Offers, the products are categorized into various topics. I stick to the popular Internet Marketing categories like Adwords, Affiliate Marketing, Blogs, Adsense, List Building etc.

Your job is to find products in these categories which you think will convert well. The higher the conversions, the more you are going to earn. Let's take an example of two websites A and B. A has a conversion rate of 10% and B of 20%. So for every 100 visitors you send to A, you make 10 sales but with B, you will make 20 sales. Assuming both are priced at \$7, where will you send your traffic? B, of course.

Jon has made the task of finding well converting sites simple for us. He has listed the products in 7 Dollar Offers by conversion rates. Better the conversion rate of a product, the higher it is listed.

You can look at the top 5 in each of the popular categories to shortlist the one you want to promote. Do have a look at the sales letter of the products you shortlist. The sales page should be professional with some decent graphics. These are the basics for a good conversion rate.

I can tell you of two products which convert really well. I know it because I own them.

<http://www.twominuteprofits.com>

At the time of writing this report, this website is listed as the #1 product in Adwords category.

<http://www.ondemandprofits.com>

Yes, that's the sales page where you got this report. This one converts really well. You saw the sales page and you bought the product, right?

Once you have picked your product, you need the affiliate link to promote it. Its really quite simple for the products listed at 7 Dollar Offers. Firstly, all websites listed there allow you to promote their websites without having to fill out any form. And when you make a sale, the money comes directly to your Paypal account.

You do need a Paypal account to use the affiliate program of these products. If you don't have one, get it here:

<http://www.ondemandprofits.com/MustHave/Paypal.htm>

And here's the general format for your affiliate link:

<http://www.website.com/?e=YourPaypalEmailID>

However, you must use your Clickbank ID to promote On Demand Profits. Use this affiliate link to promote ODP:

<http://www.ondemandprofits.com/?cb=yourclickbankid>

Replace yourclickbankid with your real Clickbank ID.

All you have to do is send visitors to this link and the rest is taken care of. When you make a sale, your commission goes directly to your Clickbank account.

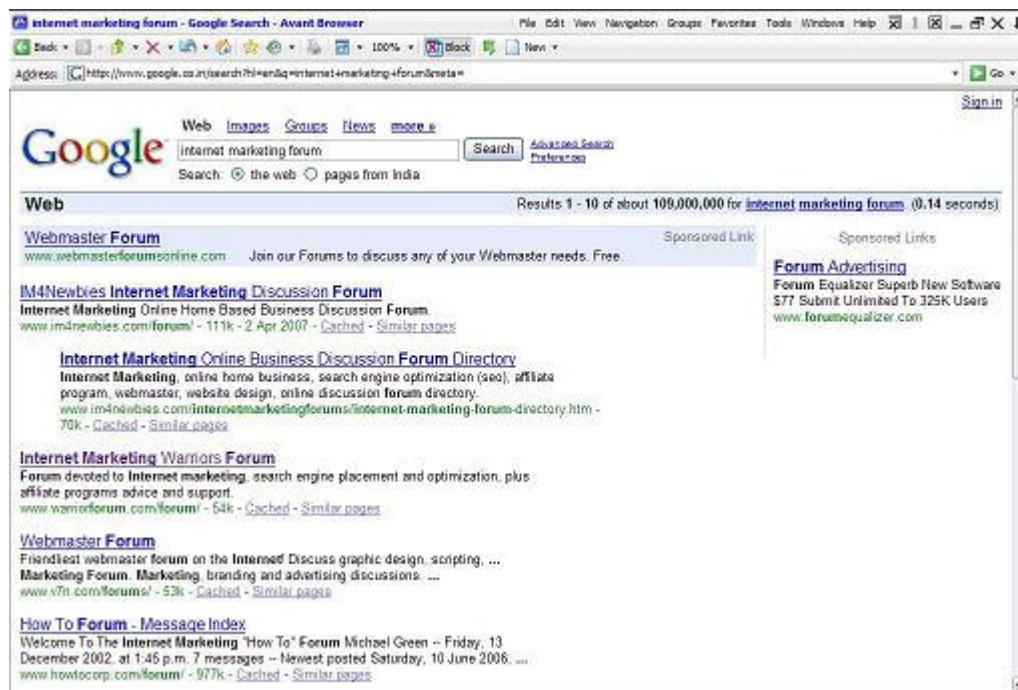
The only missing link is how to get these visitors. And this is exactly what you will learn in the next sections.

Join Forums

Forums or discussion boards are places on the Internet where people discuss issues, ideas, etc on a particular topic. The popular forums get a lot of visitors on a daily basis and our aim is to capitalize on this traffic.

There are forums on almost every topic you can think of. And more so in the field of Internet Marketing. Your job is to find the forums related to the topic of the ebook you want to promote.

I will explain this with the help of an example. Let's say you want to promote "On Demand Profits". This is an Internet Marketing ebook and so we go hunting for forums in the same topic. Just go to Google and search for "internet marketing forum". The most popular forums on your topic will be listed right there in front of you. Similarly, if you were to promote an ebook on Adwords, you would search for "adwords forum".



The idea is to join as many of these forums as possible. More the number of forums you participate in, the greater your profits. More on that later.

For now, let me show you how to go about joining one of the forums. Go to the first Google listing and you will arrive at this page:

The screenshot shows the homepage of the IM4Newbies Internet Marketing Discussion Forum. The page title is "The IM4Newbies Internet Marketing Forums". Below the title, there are links for "FAQ", "Search", "Memberlist", "Usergroups", "Register", "Profile", and "Log in to check your private messages". The "Register" link is circled in red. To the right, there is a registration form with fields for "Name:" and "Email:" and a "Submit" button. Below the form, there is a testimonial from Scott Covert: "I spent 15 minutes using your online copywriting formula and sold \$2,631 worth of products instantly. My partner thought I'd spent 2 DAYS writing the salesletter! Thank you!" with a link to "More from scottcovert.com". At the bottom, there is a forum index table.

Forum	Topics	Posts	Last Post
Mike's Soapbox			
Rules What you can ... and can't do, as a member of this forum. Moderators: Mike Merz, mini-bike	2	32	Sun Dec 21, 2006 11:50 pm Mike Merz
What's New In Internet Marketing? The good, the bad, and the downright ugly things that have crossed my path as of late. Regardless of the category it falls into, I'll keep you up to date on what's going on in the big, wide, and sometimes wacky, world of Internet marketing. Moderators: Mike Merz, mini-bike, Sam Hesse	42	277	Wed Mar 07, 2007 5:00 pm General Vanna
Just Who Is Mike Merz, Anyway? A brief intro to what I'm all about ... :)	1	30	Sun Mar 04, 2007 3:05 pm scottcovert
Internet Marketing - Online Business - Work At Home Discussion Forums			

The first thing you need to do is register yourself at the forum. Look at that circled link in the image above. That will take you to a "terms and agreement" page. And upon accepting the terms, you land at the sign up form which looks like this in most of the forums.

The IM4Newbies Internet Marketing Forums Forum Index

Registration Information

Items marked with a * are required unless stated otherwise.

Username: *

E-mail address: *

Password: *

Confirm password: *

Profile Information

This information will be publicly viewable

ICQ Number:

AIM Address:

MSN Messenger:

Yahoo Messenger:

Website:

Location:

Occupation:

Interests:

Signature:

255 characters of text that can be added to posts you make.
There is a 255 character limit

HTML is [On](#)
BBCode is [On](#)
Smilies are [On](#)

As you can see, it's a quick sign up form. Only the first 4 fields are mandatory. You can leave the rest except for that circled link that you see below. This is the signature field and this is what will make you money. In the next section, I will show you how to create smart signatures which pull in profits – on demand.

Once you have filled up these fields, you can submit your form and follow the instructions to activate your account. You will be able to use the forum right away.

To save you trouble, I have created a list of forums you should join to promote “On Demand Profits” or any other Internet Marketing product. These are some of the best IM forums but there are tons more out there.

<http://www.im4newbies.com/forum/>

<http://www.howtocorp.com/forum/>

<http://forums.digitalpoint.com/>

<http://www.ewealth.com/>

<http://www.netbusinessstalk.com/>

<http://netmarketingforum.com/forum/index.php>

<http://forum.abestweb.com/>

Well, the list is endless. You can find tons more on Google.

Some forums have a policy of activating signatures only when you have made a certain number of posts or been a member for a certain number of days. But such forums are very few. Just make sure you read the policies before signing up.

And now, let's move on to more important things.

Create Smart Signatures

Like I told you earlier, your choice of product to promote and your signature will make or break your profits. I have shown you how to select the right products. Now, let's concentrate on creating some smart signatures.

So what is a signature exactly? It is some text or url that you choose to display below each and every post you make in the forum. The signature is saved in your profile and whenever you make a post, the signature goes underneath it automatically.

And how exactly is this signature going to make you money? Your smart signature will contain attention grabbing text and clicking on it will take visitors to your affiliate link for the product you are promoting. And when this visitor buys the product, you get a commission paid directly to your Paypal account.

So how do you go about creating a signature with your affiliate link? Most forums allow the use of BBCode (not HTML) in their signatures. Don't be scared because it's really quite simple. I will give you ready made signature codes which you can edit and use. If you want to read up on BBCode, visit this link:

<http://www.im4newbies.com/forum/faq.php?mode=bbcode>

Another thing to keep in mind is that all forums have a restriction on the number of characters you can use in your signature. In most cases, it is 255 characters and it is sufficient. A few forums restrict signatures to a certain number of lines. Some allow a 2 line signature and some others allow 3 lines. You will know of these limitations while creating the signature in any forum.

For the purpose of this report, I will stick to a BBCode example with a limit of 255 characters since this is the most common scenario. Let's assume that you want to promote "On Demand Profits" using this technique. Your first job is to get the affiliate link for this product. As shown before, your affiliate link will be (let's say your Clickbank ID is jack)

<http://www.ondemandprofits.com/?cb=jack>

Now that you have your affiliate link, you need to decide on attention grabbing text for the product you are promoting. The text should be designed to build curiosity. You have to give the forum visitors a reason to click on your signature link.

Here are some examples which can be used for promoting "On Demand Profits". Please note that each line is a different example.

Your Personal ATM - On Demand Profits

Would you like to withdraw more cash?

I got my own ATM

Your Personal ATM - for less than \$10

Can I buy a bank? Yes, for less than \$10

Hats off to this guy

Only for newcomers - others stay away

It's like owning a bank

Etc, etc

Do you get the hang of it? Keep it simple & catchy - give them a reason to click.

Generate curiosity. I am sure you can do a good job at it.

Ok, you have your affiliate link and you have the text. Now let's start with the signature. This is the BBCode for your signature:

```
[url=http://www.ondemandprofits.com/?cb=yourclickbankid]Your Personal ATM -  
for less than $10[/url]
```

With this signature, every time you make a post, the text "Your Personal ATM - for less than \$10" will appear below the post in the standard font type and font size of the forum. And when someone clicks on this link, he will be taken to your affiliate url.

Now, let's jazz it up a bit. You have to make your signature stand out. Thankfully, BBCode allows for changing colors, font size, etc. This is what you can do:

```
[size=14][color=red][b][url=http://www.ondemandprofits.com/?cb=yourclickbankid]  
Your Personal ATM - for less than $10 [/url][b][color][size]
```

This will increase the text size, make it red and bold. And you are still within the character limit. Feel free to use this signature in your posts. Simply replace the affiliate URL with yours.

Some forums do not allow a few of the variables to be changed. You may not be able to change the color in some forums, or the text size in others. But you will always have some options to jazz up your signature.

I have seen people include links to 2 or 3 different websites in their signatures. I do not think this is a good strategy. Always stick with one link. Clicking on a signature link is an impulse decision. So you do not want to divert the reader's attention.

Tip: If you do want to promote more products, create additional IDs. Some forums may not be fine with the same person creating multiple IDs, but others don't have a problem. You can create multiple IDs within a single forum and use each ID to promote a different product.

Tip: You can use a service like urlfreeze.com to track forum performance. This service allows you to create short URLs for a long one. Use a different short URL for each forum. URL Freeze allows you to create multiple short URLs for a single long one. Doing this will help you in analyzing forum productivity. This is discussed in detail later.

Participate in Forums

Believe it or not, the dirty work is over. All you got to do now is chat. Yes, you will go to the forums you have joined and participate in discussions there. Don't worry – even if you have no idea of what's going on inside those forums, you will be fine. Ideally, if you know about the product and market you are promoting, it will give you better results. But even if you don't, you can still participate. I will show you how in a bit.

Inside a forum, you will see various topics/threads. Most of these topics will be in the form of a question or comment. The popular topics generate a lot of interest and get a lot of visitors. This is good for us.

You can participate in these two ways to get maximum exposure:

- 1) Start a topic which can generate a lot of interest.
- 2) Be the first one to reply to a topic which has potential of gathering interest.

If you are not too knowledgeable in the forum category where you are participating, then it is best to stick with # 2. Once you log in to the forum, look for topics which have 0 replies and has potential of gathering interest. When you locate something like this, quickly jump on board with a reply. If you are aware of the topic, you can give some intelligent answers. Else, you can stick with some general replies like:

That sounds interesting

I didn't know that

I had the same question in mind

That' really cool

This has been discussed elsewhere in the forum

Wish I knew that before

This one has baffled me for a long time

I have searched for this everywhere on Google but nothing

Etc etc

Use one of these depending on what the topic is. You do not want to say “that’s really cool” to a question. That’s a blunder. Get the hang of it?

So you see – it’s really quite simple to participate in these forums even when you have no idea of what’s going on. And you will learn a lot in the process.

Ok, now to # 1, which is starting a topic on your own. I suggest you do this only if you know about the subject. Remember you have to choose something which will generate interest. You can ask a controversial question, or review the latest product in the market, or give a link to a recent industry development, etc etc. Here are some examples:

Black Hat Blogging – Is it ethical?

Anyone bought Michael’s Traffic Videos?

Do not buy Guru Slayer until you read this

Google launching Cost Per Action

MSN challenges Google in Search

I made \$500 in one day

Etc etc

Just remember never to use your affiliate link in the body of the post. Your post will be edited in no time and you risk losing your account. So never indulge in that.

These two tips will give you the maximum exposure. In general, if you do not want to go through all this trouble, you can just log in to each forum and reply the first 10 or 15 posts on a daily basis.

How many forums should you participate in daily? The more the merrier. You can start off with 1 or 2 forums to test a product. And if it converts well for you, just replicate it across as many forums as you can.

How many posts to make each day? Again, the more the better. The idea is to participate each day. As posts get older, they do not get much exposure. It's always the newer topics which are displayed at the top and you have to ensure that you participate in those. On an average, you can make 100 posts in around 2 hours. And 100 posts a day is a lot. You will be making good money if you do that.

Tip: If a particular program is not converting well, you can change your signature any time. The signature gets changed in all your old posts. So your effort does not go wasted.

Don'ts in forum participation:

- 1) Never include an affiliate link in the body of the post
- 2) Do not post a reply without reading the question or comment
- 3) Do not indulge in slandering
- 4) Do not get involved in verbal fights
- 5) Do not say "look at my signature" ever
- 6) Do not reply to very old topics

These should keep you and your account out of trouble.

Analyze, Rinse, Repeat

Well, well – you are almost there. With the steps outlined above, you will start seeing money flowing into your Paypal account. The more time you devote to this technique, the more money you will make. That's On Demand Profits for you.

But with a system like this where your earnings are directly proportional to the amount of time you put in – you have to analyze your work and fine tune it. The idea is that you shouldn't waste time in unproductive work.

Let's take an example to explain things in a better fashion. Let's assume that you are promoting On Demand Profits using this technique. You start off with 1 forum and make 25 posts today. Tomorrow when you open your Clickbank account, you find a cool \$56 (assuming 4 front end and 1 backend sale) sitting there.

So you decide to replicate the process across 4 more forums. You go to URL Freeze and create 4 separate short URLs, one for each forum. You join these forums and make 10 posts in each + 10 posts in your first forum. So you make a total of 50 posts on day 2.

The next day you see \$82 in your Clickbank account. You have made money alright, but which forums did it come from. There is no way to know which visitors converted, but since you can track clicks at URL Freeze you'll know how many clicks you got from each of the 5 forums.

Looking at the URL Freeze stats, you realize that most of your clicks came from just 3 forums and hardly anything from the other 2. So it won't make sense for you to promote this particular product in those 2 forums. You just saved yourself lot of time.

Now you can focus on the 3 forums which worked and try to add others. You follow this process till you have an arsenal of forums which are making you money by promoting On Demand Profits.

By the end of it, you could be participating in 8 different forums on a daily basis and making \$150 every day. Now, if time permits, you can follow the entire process again to promote another product.

Do you see the potential here? You can be making money in no time at all. And you can make as much as you want to. That's the power of On Demand Profits. You can even hire people to post for you. You will get lots of people to do it for you on sites like elance.com

Conclusion

Well, that brings us to an end of this report. You have in your hands an amazing technique to make money online. The system works and can make you a rich man. Just follow the steps outlined in this report down to the last letter.

As I mentioned before, after reading this report you may feel that ODP is a pretty stupid technique. Let me tell you – it is a stupid technique. It is so stupid that some people just don't realize it's potential. It is a stupid technique which works and can make you loads of money.

Still thinking this won't work. Well, there is only one way to find out. Go ahead and implement it right away – it won't take much of your time. And believe me, you will be a happy man tomorrow.

Once again, here are the steps involved:

- 1) Find inexpensive products with an affiliate program
- 2) Join forums on topics related to the product
- 3) Create smart forum signatures
- 4) Participate in forum discussions
- 5) Earn commissions
- 6) Analyze, Rinse & Repeat

That's it. You are done! Do read the next section if you liked the report and want to promote it. The "On Demand Profits" website is converting at record breaking rates. People love promoting it because the site converts amazingly well and pays on the backend as well.

Make Money With This Report

Earn back your investment times 10, 100, 1000 – in minutes. Making money with this report is very easy. You just send people to this link:

<http://www.ondemandprofits.com/?cb=yourclickbankid>

Just add your Clickbank ID after cb= and whenever someone buys from this link, you keep 75% of the cost of the report – no strings attached. The money goes directly to your Clickbank account. Your Clickbank ID will automatically be hidden after the visitor arrives at the site, to protect your profits.

You will also earn on the backend “one time offer” which sells at \$47. It is converting at an amazing rate and you get 75% of each OTO sale – which means that if 10 of your customers buy the \$47 product, you earn as much as \$320

I am using the report mainly to build my list, so that’s the benefit I am getting out of it personally. Also, if people buy some of the products linked in this report, I make some money. Hence, I am more than happy to pay you 75% of the price of the report to you – each time you send a customer my way.

So do your thing and send in the visitors. You will be amazed at the conversion rates. Because of the low price, it sells very well.

You can get started right away – use the ODP technique as outlined in the report to send people to your ODP affiliate link. You will be making money in no time.

Here’s to your success.